

Welcome!

Magnus Groth
President and CEO

Fredrik Rystedt
CFO and Executive Vice President

Johan Karlsson
Vice President Investor Relations

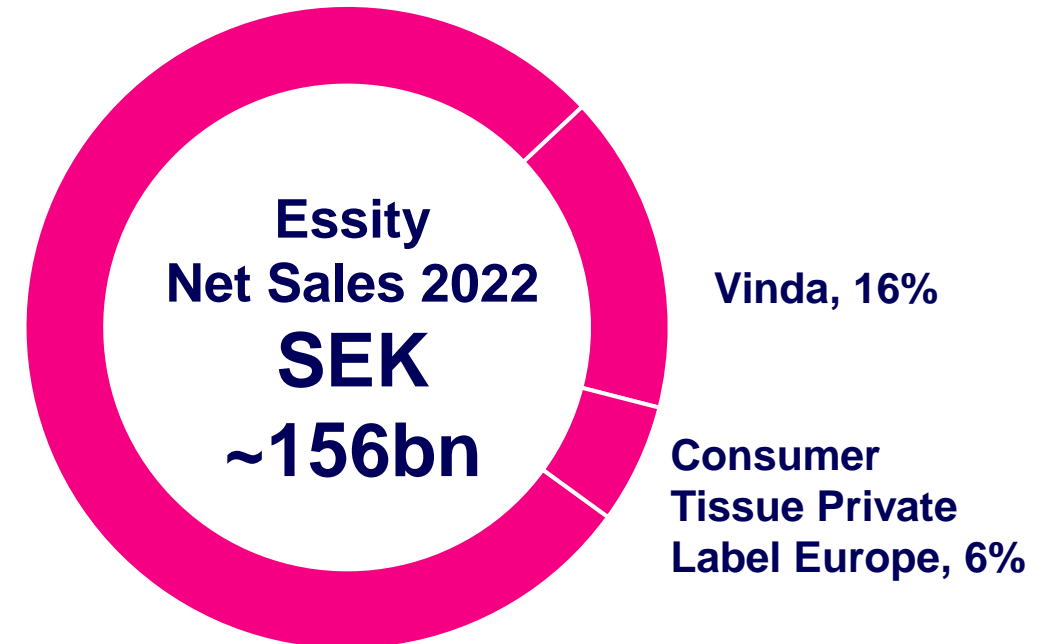


This presentation may contain forward-looking statements. Such statements are based on our current expectations and are subject to certain risks and uncertainties that could negatively affect our business. Please read our most recent annual and sustainability report for a better understanding of these risks and uncertainties.



Strategic Review

- Strategic review of ownership in Vinda and Consumer Tissue Private Label Europe initiated
- Aim of reducing Consumer Tissue's share of the Company's total sales
- Includes exploring different options and may result in divestments, although no such decisions have yet been taken



Vinda

- Listed on Hong Kong Stock Exchange
- Market capitalization of HKD 26bn (SEK 34bn) at the end of trading on April 25
- Essity ownership 51.59% and Essity consolidates 100%
- Net sales 2022 SEK 25.1bn
- EBITA 2022 SEK 1.1bn.

Personal Care,
17%



Tissue,
83%

Consumer Tissue Private Label Europe

- Net sales 2022 SEK 9.8bn
- 7 production facilities in Belgium, France, Germany and Italy
- ~1,900 employees
- Move of production lines to be completed



Interim Report Q1 2023

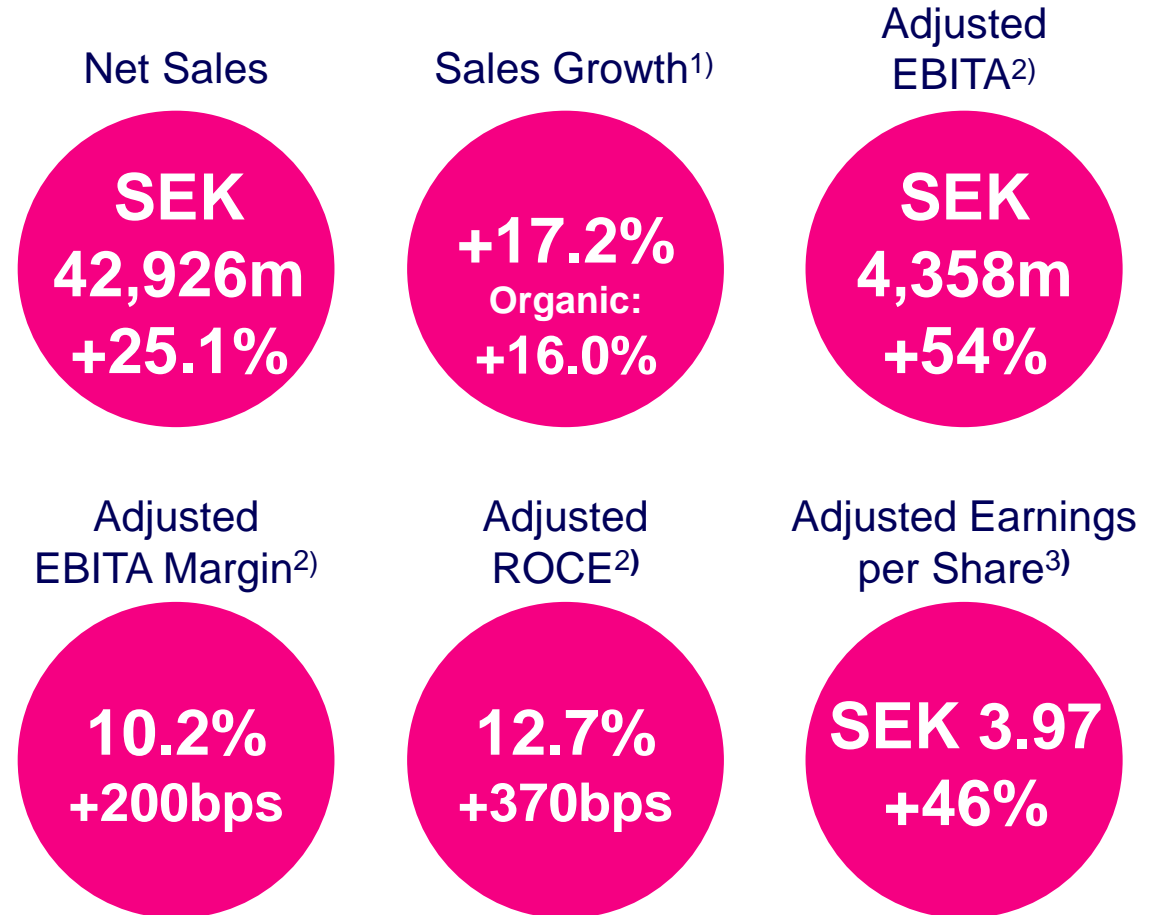


With brands such as TENA, TENA for Men, Knix, TOM Organic, Libresse, Bodyform, Saba, Nosotras and Modibodi, Essity is a global market leader in the fast-growing leakproof apparel segment.

Summary

Strong start of the year with higher sales and profits

- **Sales growth of +17.2%**
 - Price/mix +18.6%
 - Volumes -2.6%, approx half related to Russia and Baby Diapers Latin America
 - Acquisitions +1.2%
- **Adjusted EBITA +54%**
- **Adjusted EBITA margin +200bps**



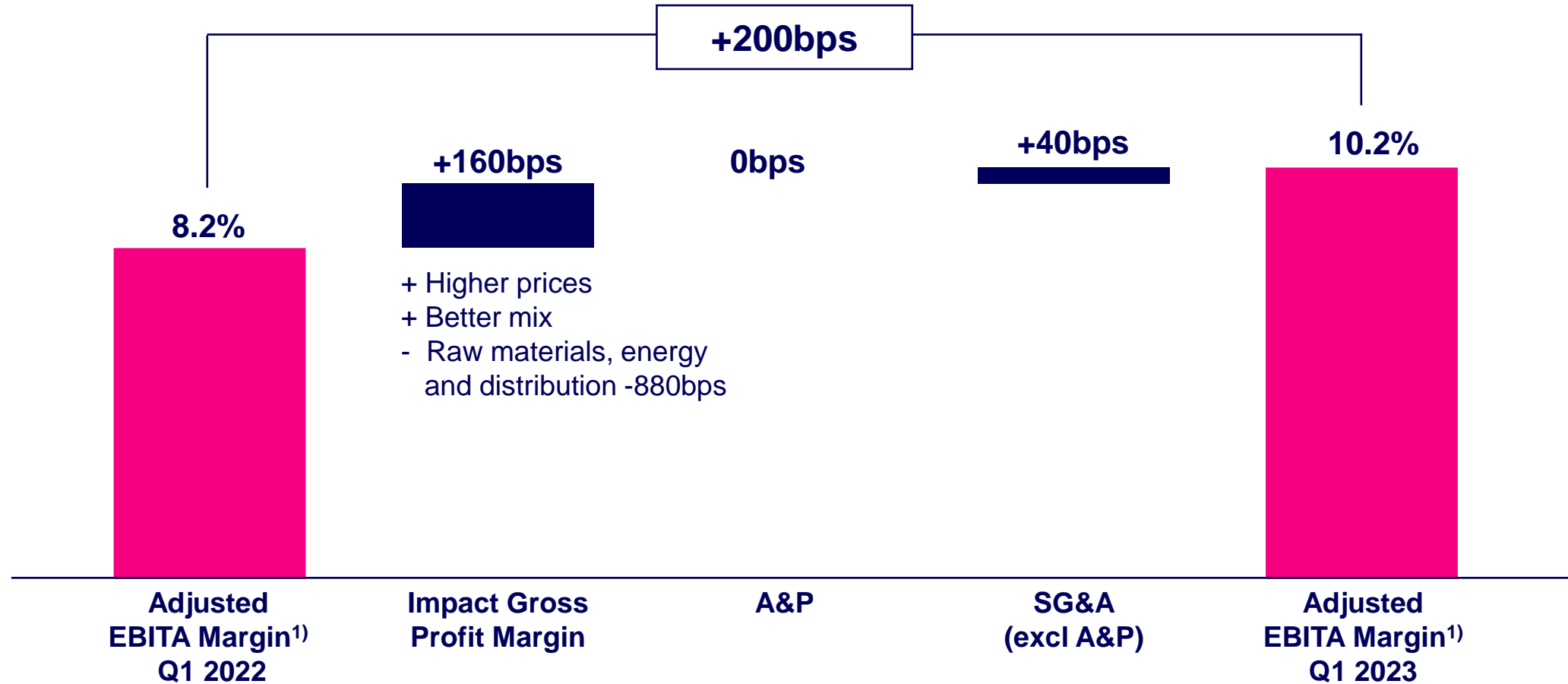
¹⁾ Including organic sales growth and acquisitions

²⁾ Excluding items affecting comparability

³⁾ Excluding items affecting comparability and amortization of acquisition-related intangible assets

Adjusted EBITA Margin

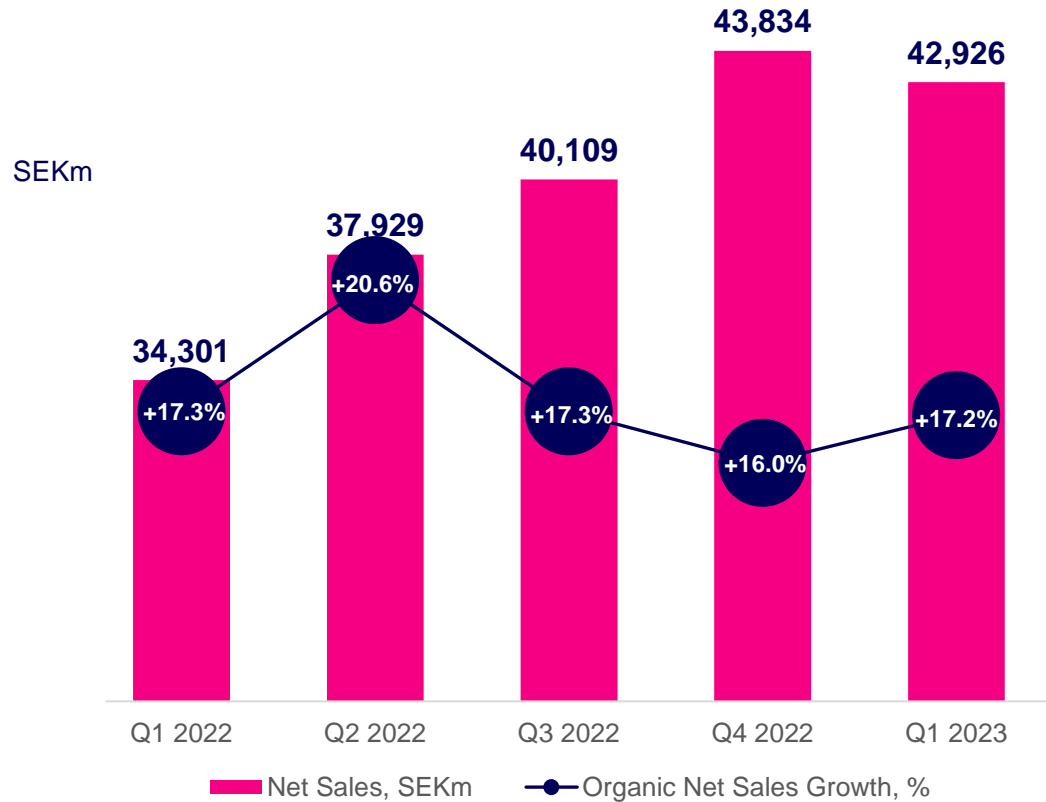
Q1 2023 vs Q1 2022



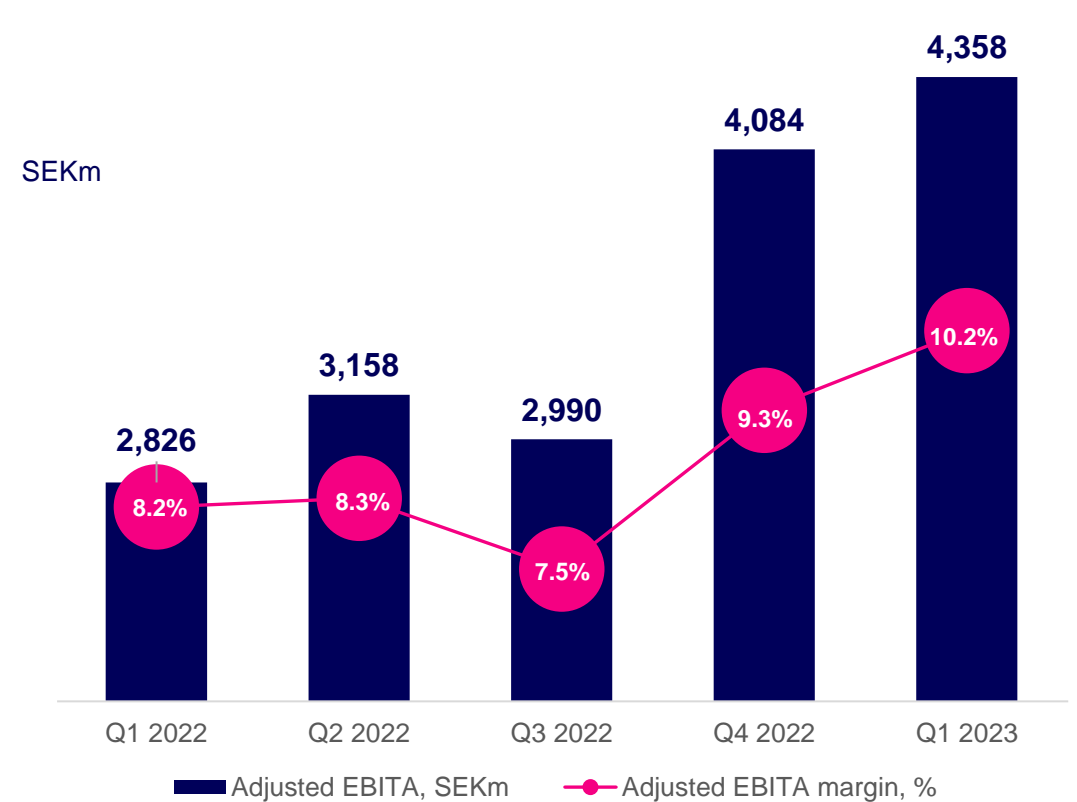
¹⁾ Excluding items affecting comparability

Quarterly Development Sales and Profitability

Net Sales and Sales Growth¹⁾



Adjusted EBITA and EBITA margin²⁾



¹⁾ Including organic sales growth and acquisitions

²⁾ Excluding items affecting comparability

Efficiency Improvements

**Energy Savings
Material
Rationalization
Sourcing
Waste
Reduction**

**Footprint
Optimization
and
Production
Efficiency**

**Integrated
Supply Chain**

SG&A

Innovating for Higher Customer and Consumer Value



Leading in Sustainability

Initiatives, progress and awards

- Partnership to develop groundbreaking concept for sustainable tissue production
- First in the world to use renewable hydrogen for tissue production
- Awarded Supplier Engagement Leader by CDP
- Included in S&P Global's Sustainability Yearbook 2023




Health & Medical



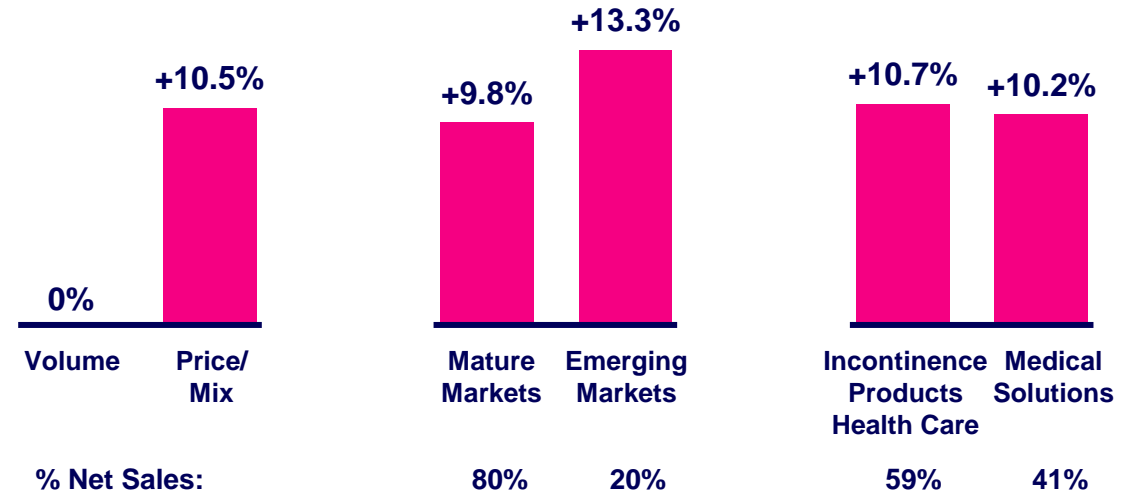
Health & Medical

Q1 2023 vs Q1 2022

- Strong organic sales growth with higher prices both in Incontinence Products and Medical Solutions
- Lower volumes in Incontinence Products related to exits of contracts with inadequate profitability and ongoing work to exit Russia
- Higher volumes in Medical Solutions with higher sales in all three product segments
- Significant cost inflation impacting
 - Input costs: Raw material, energy, distribution and other COGS
 - SG&A



Organic Sales Growth



¹⁾ Including organic sales growth and acquisitions

²⁾ Excluding items affecting comparability



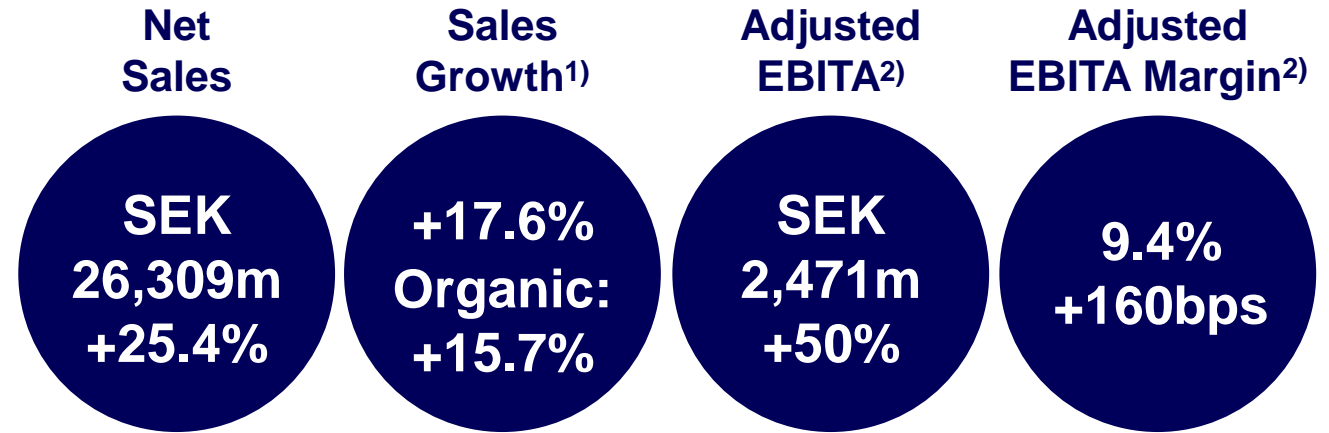
Consumer Goods



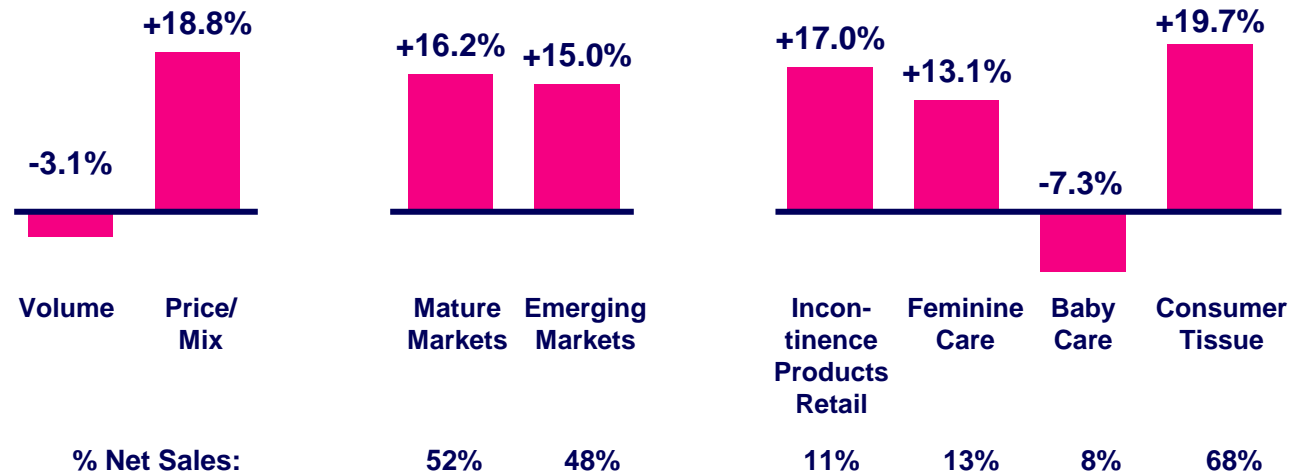
Consumer Goods

Q1 2023 vs Q1 2022

- Strong organic sales growth with significant price increases
- Volumes negatively impacted by ongoing work to exit Russia
- Growth in Baby Care negatively impacted by Latin America baby diaper exit and exit of contract in Europe with inadequate profitability
- Higher adjusted EBITA and EBITA margin
- Significant cost inflation impacting
 - Input costs: Raw material, energy, distribution and other COGS
 - SG&A



Organic Sales Growth



¹⁾ Including organic sales growth and acquisitions

²⁾ Excluding items affecting comparability

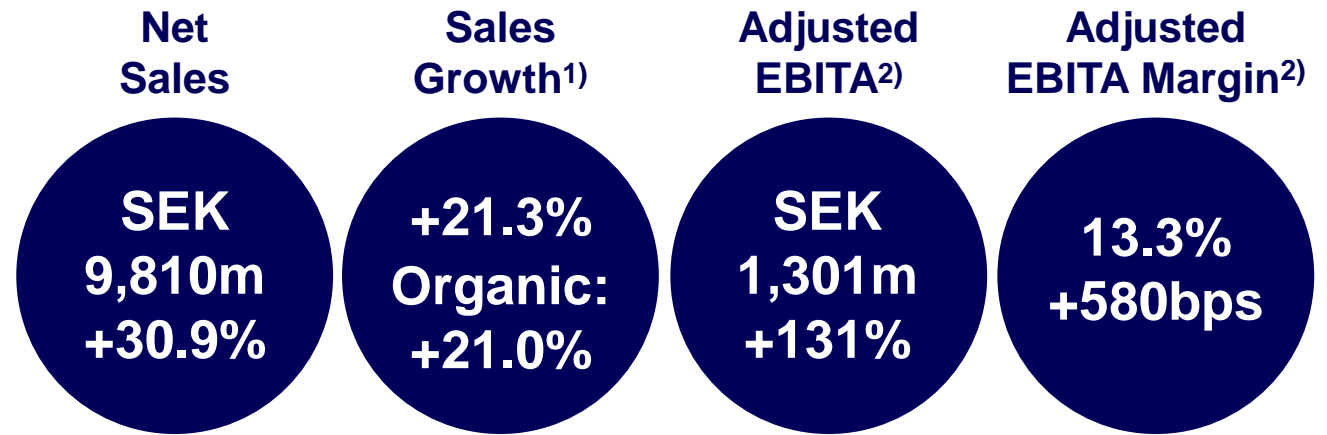


Professional Hygiene

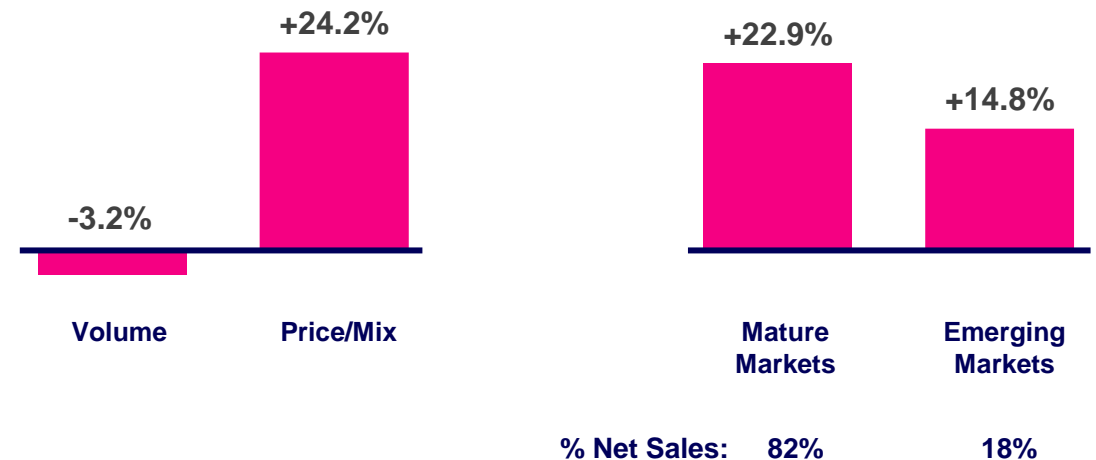
Professional Hygiene

Q1 2023 vs Q1 2022

- Strong organic sales growth
- Significant price increases
- Volumes negatively impacted by ongoing work to exit Russia
- Higher adjusted EBITA and EBITA margin
- Significant cost inflation impacting
 - Input costs: Raw material, energy, distribution and other COGS
 - SG&A
- Restructuring of production to reposition towards higher value-added solutions



Organic Sales Growth

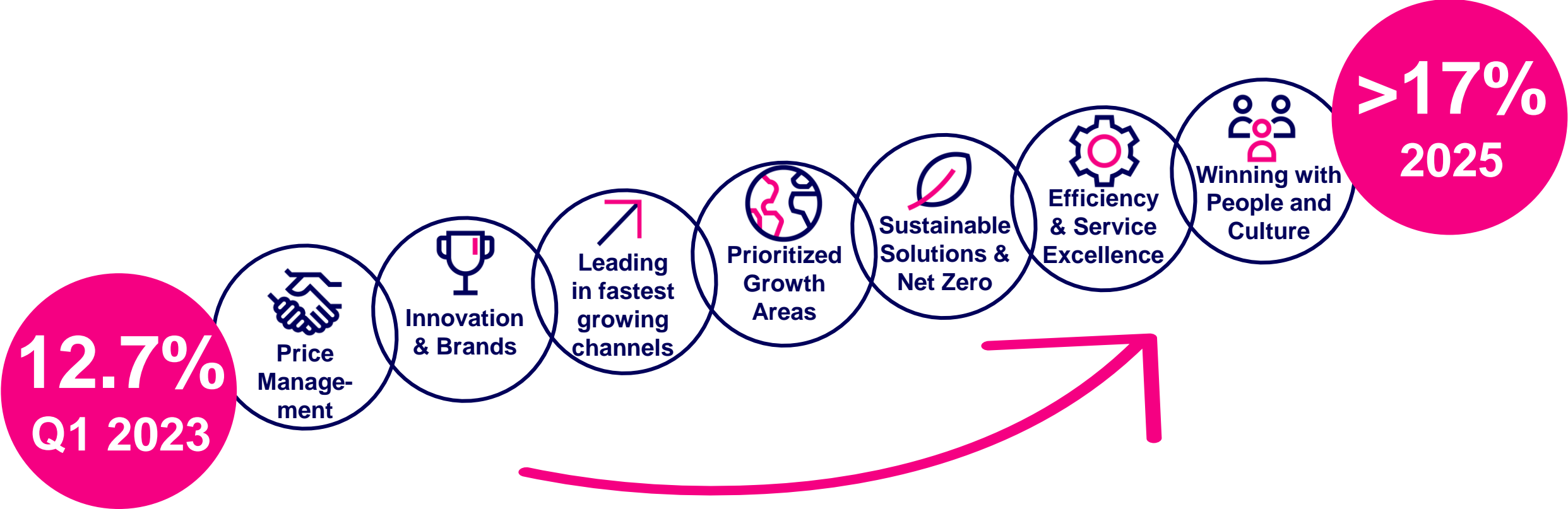


¹⁾ Including organic sales growth and acquisitions

²⁾ Excluding items affecting comparability

Road to ROCE Target

Adjusted return on capital employed >17% by 2025



Essity – A leading global hygiene and health company



Q & A